



Student Login Information

- Multi-Factor Authentication (MFA)
- Self-Service
- Password Management
- Student Email (Outlook)
- Blackboard
- Watermark
- Lab Login
- Printing
- Wi-Fi

Multi-Factor Authentication (MFA)

MFA setup is required for all first time users. This includes curriculum and continuing education students.

Gaston College requires MFA before accessing any student apps. MFA is a security enhancement that requires two forms of verification when using your Office 365 logins. Gaston College recommends Microsoft Authenticator  as the MFA. The setup process is simple and should only take 5–10 minutes.

From your iOS or Android phone, download and install the Microsoft Authenticator app. 

1. Select “Add a new way to sign in or verify” add choose “Use an app”.
2. If you’ve already installed the app, select Next to display a QR code.
3. In the authenticator app, select the three dots (Android) or the plus sign (iPhone), click Add work/school account.
4. Choose the account type and scan the QR code.
5. Click Finish.

Obtaining Self-Service Username and Student ID



After completing the Admission Application, your username and student ID number were emailed to the provided email address. If you need assistance with your login credentials, please call 704.922.6232 or 704.922.6420.

Password Management

Multi-factor authorization (MFA) must be setup prior to changing your password.

One password will access Self-Service, Outlook/Email, Blackboard Learn, Watermark, Lab Printing, and Wi-Fi for curriculum students. If you need assistance with your login credentials, please call 704.922.6232 or 704.922.6420.

Resetting your password - If you know your current password.


1. Go to www.gaston.edu
2. Select myGASTON icon (top right of page). 
3. Select myGaston (middle of page) 
4. Login
5. Click the Password Reset icon.
6. Type your new password in the top box.
7. Re-type your new password in the bottom box.
8. Click Submit.

Resetting your password - If you do not remember your current password


1. Go to www.gaston.edu
2. Select myGASTON icon (top right of page)
3. Select myGaston (middle of page)
4. Select "Can't access your account?"
5. Select "Work or school account"
6. Enter your full email address (username@mymail.gaston.edu)
7. Enter the characters
8. Select "Next"
9. Follow the verification steps to choose a new password

MyGASTON

MyGASTON provides access to your important resources -- Self-Service, Outlook/Email, Blackboard Learn for curriculum students, Watermark, etc.



Accessing MyGASTON Apps

1. Go to gaston.edu/myGaston
2. Click the myGaston button (Middle of page - may have to scroll) 
3. Type in your student email address (*Self-Service username@mymail.gaston.edu*).
4. Type in your password (or see Password Management section).
5. Approve the Microsoft Office sign-in request in your Microsoft Authenticator
6. Click on any available apps.

Blackboard

Curriculum students should use the link from MyGaston (see above) or go directly to <https://gcvlc.blackboard.com> and follow steps 3-5 above.

Continuing Education students

1. Go to gaston.edu.
2. Click the BLACKBOARD link.
3. Click the box for Continuing Education Student Log-in.
4. If applicable, click OK for the Privacy, cookies and terms of use.
5. Type your username.
6. Type your password.
7. Click Sign-in.
8. Type the 6-digit temporary code generated with your authenticator app.

BLACKBOARD MAY NOT BE AVAILABLE TO NEW STUDENTS UNTIL THE FIRST DAY OF CLASS.

Lab Login

1. Type your Self-Service username (See Obtaining your Self-Service Username section).
2. Type in your password (See Password Management section).
3. Click the arrow or press enter.

Printing/Wi-Fi

Your username and password for printing/wi-fi login is your username *without* the “@mymail.gaston.edu”. Student access to Wi-Fi is available when selecting the proper SSID network base for your campus location.

Dallas Campus: dcwireless

Lincoln Campus: lcwireles

Kimbrell Campus: kcwireless

Note: The “GC Guest” wireless network is not for students.

Direct Access Links/Reminders

Blackboard for students: <https://gcvlc.blackboard.com>

Email/ Outlook: outlook.com/mymail.gaston.edu

Self Service: <https://ss-prod-cloud.gaston.edu/Student/Watermark>:
<https://gaston.avisoapp.com/aviso>

REMINDERS

- *All accounts have the same password.*
- *Passwords are case-sensitive.*
- *You can reset your own password for Self-Service, Outlook, Blackboard Learn for Curriculum, Watermark, Lab Printing and Wifi. See the password management section for instructions.*
- *Student accounts are removed if you have not attended the College for one year.*



Dallas Campus
201 Highway 321 South
Dallas, NC 28034
704.922.6200

Lincoln Campus
511 South Aspen St.
Lincolnton, NC 28093
704.748.5200

**Kimbrell Campus &
Textile Technology Center**
P.O. Box 1044
7220 Wilkinson Blvd.
Belmont, NC 28012
704.825.3737